

POST
VISIT
ACTIVITY



GROSVENOR PARK
ART and CRAFT
SCULPTURES GALORE
www.grosvenorparkchester.co.uk



LOTTERY FUNDED




GROSVENOR
PARK

Mission – Sculptures Galore

A local museum is looking for a new collection to display; it will be based on Chester Grosvenor Park objects.

The sculptures could be of man-made objects such as Richard Grosvenor, the Second Marquess of Westminster statue, designed by Thomas Thoricroft, the Grosvenor Park Lodge or Billy Hobbies well etc, to natural such as the pond, the rose garden, a particular tree, flower or wildlife such as a squirrel or butterfly.

Go live with your creative sculptures by uploading pictures on to your social media platform.



Things to think about


- It will be useful to design or plan out your sculpture on paper to get ideas and ensure it goes the way you are planning.
- Practice with playdough, this will develop your skills ready for your clay sculpture.
- What sort of size, shape and scale are you thinking of?

Teachers notes


- Ensure that each child is ready to use the clay by encouraging plenty of practice with plasticine or playdough.
- Your school or setting could set up its own museum, display and upload onto your website.

Equipment and resources

- Clay
- Plasticine
- Playdough



- Paper and pencils
- Water



Curriculum links

- Use drawing, painting and sculpture to develop and share their ideas, experiences and imagination.
- To improve their mastery of art and design techniques, including drawing, painting and sculpture with a range of materials [for example, pencil, charcoal, paint, clay].

Differentiation

- Children could be placed in groups/ pairs to share ideas and inspire each other.
- Clips of clay and sculptures could be shown before the activity.